



Your Visits to the Magnet Machine!



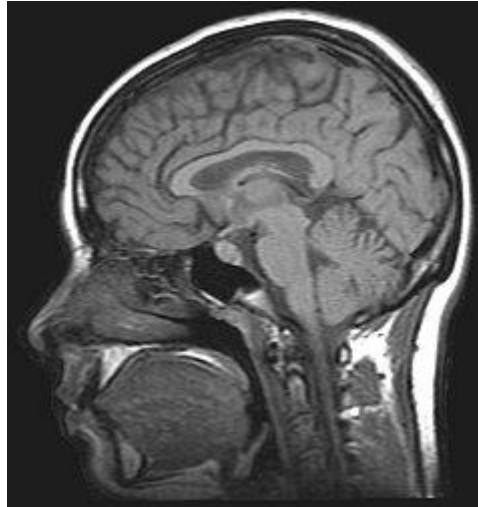
Hi and welcome!

Are you ready for an exciting activity? You're going to be visiting the Magnet Machine!



The official name for this Magnet Machine is the MRI machine. "M" is for "magnetic" because there is a giant magnet inside that makes the machine work. "R" is for "re-sound" which is another word for *echo* (*echo, echo, echo*). And "I" is for "imaging" because the machine makes a picture or "image" that we can see with our eyes.


A brain MRI is a brain scan where we will take a picture of your brain. It will look a lot like this one.



The MRI machine at our hospital looks just like this:



So, you've been chosen (yay!) to receive an MRI, which means there will be lots of people crowded around just to take pictures of YOU—like you're some kind of movie star!



You will have two visits to the magnet machine, one as a practice (pretend) visit and again another day for the real MRI scan! Your parent/guardian will be with you the whole time for both visits!

For the pretend scan and real MRI scan, we will go to this building at 300 Cedar Street in New Haven. It looks like this:

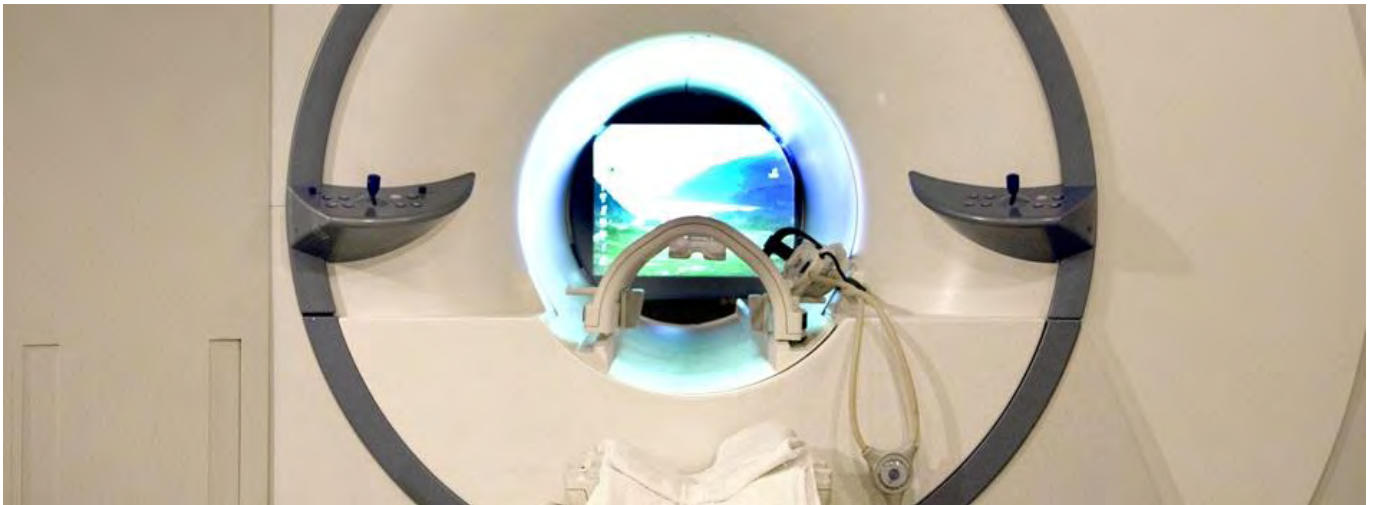


This is where the pretend scanner and the real brain scanner are.

We will do different activities on the days that you come!

On your first visit, you will practice inside the pretend scanner. We will make sure you are comfortable being inside the scanner, and teach you how to stay very still.

We will practice lying down and being still inside a pretend brain scanner. This is a picture of what it looks like!



This looks just like the real MRI machine! We will make it sound like the real one too!

You will be able to watch a movie/listen to music while you are practicing lying still inside the pretend scanner. You will also be able to watch a movie/listen to music while you are inside the real MRI scanner!



You may bring a movie (on DVD) of your own, or you can choose a movie from our collection.

This is what the movie screen looks like from just outside the practice scanner.



A little mirror just above your eyes will reflect the movie screen.

You have to be really still in order to keep the movie playing!

First, we will help you put earplugs in your ears. The scanner sometimes makes loud noises, like a drum beat, so the earplugs make the noise harder to hear (and makes it easier for you to listen to your movie!).

The earplugs may feel a little funny at first, but they won't hurt a bit!

Next, you will lie back on the special table attached to the pretend scanner. This table slides back and forth so we can put you inside the scanner.

We might put pads under your back or under your neck to make sure you are completely comfortable. We can also cover your body with a blanket if you feel cold.

After you are comfortable lying down on the bed, we will help you put headphones over your ears. The headphones make sure you can hear the movie you are going to watch, and so that you can hear us talking to you through a special microphone.



We will also put some pads around your head. These pads keep your head snug and keep you from moving your head by accident.



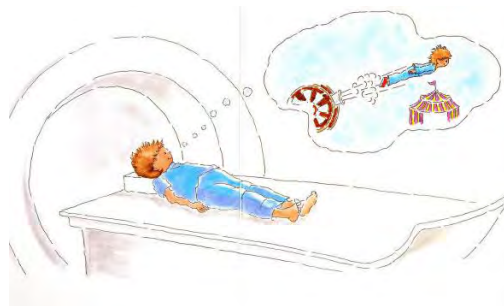
Once you feel comfortable on the bed, you will be ready to go inside the pretend scanner.

First, you will feel the bed move a little.

Then, we will ask you to close your eyes for a few seconds.

Then we will move you inside the scanner.

While you are inside the scanner, you should relax and watch the movie!



This is when it is very important to stay perfectly still! Try not to move your head, your mouth, your hands, or the rest of your body.

We will give you little breaks and tell you when it is okay to move.

While you are inside the scanner, we will talk to you through a special microphone.



There is also a microphone built inside the scanner, so we will be able to hear you when you talk, too.

When you are able to stay completely still for a few minutes, we will show you what the noise sounds like in the real MRI scanner. The sound will start out quietly at first, and we will turn it up until it is quite loud.

If the noise bothers you, or if you are uncomfortable with anything else, you should wave your hands and we will stop what we are doing and try to make it better.



The next time you visit, you will go into the real brain scanner!! You might need to practice a few times before you are ready to lie really still. And that's OK!

Here are some important things to remember about the MRI machine:

- ❖ Sometimes the brain scanner can be very loud so we will put in earplugs to protect your ears.
- ❖ It is really important to stay very still inside the MRI machine.
- ❖ If you feel uncomfortable at any time it is **ALWAYS** ok to stop.

After you have finished the real MRI, you will get a special prize and a picture of your own brain!!



References:

http://www.gehealthcare.com/caen/md/docs/pediatric_MRI.pdf